



THE EAGLE

The Newsletter of the IPMS(UK) Luftwaffe
Special Interest Group

TABLE OF CONTENTS

Editorial and SMW 2021 Report	3
What is it like to display at SMW?	3
2022 Display Schedule	4
Plans for the 2022 SMW Display	5
Story of the Luftwaffe	5
Members’ Choice display	5
SMW 2021 Display Review	6
Operation Pedestal	16
Luftwaffe in the competition	17
Luftwaffe Builds on Other Tables	27
Schmidt’s Season	27

EDITORIAL AND SMW 2021 REPORT

Scale Model World happened! Anyone watching the COVID statistics might have not been so sure that the show would take place and if they should or could attend. As I write this, I'm seeing the headlines about the Covid-19 Omicron variant and I feel very lucky that we were able to have a model show at all.

I'm glad I went, SMW 2021 had everything that makes SMW a great model show. It was a real treat to have a little bit of the *old normal* back again at the International Centre in Telford.

Having reflected on the show, I think I'd fallen into a glass half empty trap in the run-up to the show. Looking at the trader list beforehand, I couldn't help but think about which displays and traders wouldn't be there. Once I was at the show, my thoughts shifted very quickly to appreciate the many good parts of SMW that were present, despite the various challenges presented by COVID-19.

WHAT IS IT LIKE TO DISPLAY AT SMW?

SMW is, on reflection one of the easiest shows to attend as a SIG. A queue to get a wristband and the need for a high-viz jacket are hardly insurmountable hurdles. I could also park within a very short distance of the entrance to Hall 2. In the end, there was no wristband queue when I arrived on Friday, and with help from Nigel and Phil from The Tornado SIG I was packed and ready to go by 16:45 and didn't need a high-viz jacket (thanks for the offer Marcus).

I had managed to cram almost every Luftwaffe build I had into my little FIAT 500 and I made the journey down to Telford on the Friday lunchtime. I'd like to give a huge thanks to the team from Airfix for inviting me on a tour of the Nimrod at the RAF Museum Cosford. After learning about the spying and surveillance capabilities of RAF I'm wearing a tinfoil hat from now on.

The show was well attended and I got to meet and speak to lots of people. As a bonus, there was only one person who felt the need to point out that a colour on one of my builds was wrong.

As for shopping, I still managed to spend some money. Next year, all being well I'll get to spend some money at Gaspach, Master Models etc.

This year I managed to pick up some Aircraft cockpit placards and some mask sets from Crafting Well. both are excellent products and I can highly recommend them.

As for the display, it isn't the post COVID evolution I was looking for. It was nice to give my lockdown builds an outing and a chance for some of my older builds to have one last outing. The A400 still attracts a lot of attention so it might get a reprieve and avoid being mothballed. I've got some plans to improve the display that I've set out below. I also seem to have built a lot of 109's but that fits in with my long term plan to have every Luftwaffe camouflage scheme represented in 1/72. Thanks must also go out to Ben, Gary, Marcus and Rick who all had models on the display.



The SMW 2021 Display

2022 DISPLAY SCHEDULE

The UK model scene is by no means back to normal. COVID is continuing to make its presence felt and I'm not sure when the next outing for the Luftwaffe SIG might be. It seems many of the staples of previous years are not running. The Bolton show is one I shall sorely miss.

I shall update the SIG website and social media accordingly when shows are booked. It is the intention that the SIG will attend regional shows within about two-hour radius of Liverpool so please do keep an eye out on the FB group and SIG website.

PLANS FOR THE 2022 SMW DISPLAY

My intention is to split the SMW 2022 display into two distinct sections, a main display to tell the *story of the Luftwaffe* and a one-off special display for 2022.

STORY OF THE LUFTWAFFE

It has been a long-standing aim of the SIG to tell the *story* of the Luftwaffe, from inception to the modern-day. The Luftwaffe itself has celebrated its history by naming squadrons after fighter aces from the First World War. To this end, I'll be using Manfred Von Richthofen as the first unifying thread that will tie together the timeline of the Luftwaffe.

I've built the DR.1, I just need to add a few more JG2 and JG74 builds to the display. If you want to join me with some Red Baron themed builds then do please join me, duplicates are OK, the more red Dr.1s the better!

Now an important point, the main area of the display will not be just Red Baron builds, any build can be added to the main display, but the Red Baron will form the backbone of the timeline.

MEMBERS' CHOICE DISPLAY

The second theme for the display at SMW 2022 will be... open to the members. I'm looking to take suggestions on what we could build for a theme.

Email me at luftwaffesig@gmail.com or get in touch with your ideas and I will put together a poll and see where the vote takes us.

It's been a while since I've put an issue of The Eagle together. I hope it's not too long until The SIG has attended another show and I can put issue six together. I hope you enjoy what I've put together in issue five and I'd like to wish you many hours of happy modelling in the meantime.

Prost!

Nathan Robinson
Luftwaffe SIG Leader

SMW 2021 DISPLAY REVIEW


Something that visitors to a model show don't get to see is the setup. The display started with four empty tables. Once table cloths and flags have been laid out it is time to unpack boxes and carry out a few repairs.



This picture above was taken at 16:03, just a few minutes into the Friday setup session. Traders get a bit of a head start, the Wonderland Models tents can be seen in the background. Below is another view of the early stages of setup with a number of SIGs and clubs setting up their displays in Hall 2.



Once table clothes have been laid out boxes can be unpacked. Despite my best efforts with packing for the road trip to Telford super glue was needed.



In this half-unpacked box, I've made use of some left over packing from the IT department at work. Cocktail sticks keep everything in place. I'd recommend taking a photograph of the contents of a box before you start unpacking. That way, you know where everything goes and packing up is a lot quicker.

At 08:22 the following morning final adjustments were taking place. In this overall shot, you can see the chronological layout from a Zeppelin up to an Airbus A400. With 40 minutes to go before IPMS members were admitted, there was just enough time to grab a coffee and a bacon sandwich. Over the next two pages are some overall views of the SIG display.



Messerschmidt 109s were, by far the most popular aircraft on this year's display. Ben brought along an eye-catching all black night fighter Bf 109E4 from 10.NJG1 (G9+JV).



The other 1/48 aircraft is yellow 14 from 3./JG 2. It has very heavy mottling which may have been applied with a brush. The decals came from an Aeromaster sheet. This, along with another 109 in 1/48 will form a part of the 'Red Baron' display at SMW 2022.



The two bombers placed on the target map of Birmingham are from opposite end of World War Two. The He-111 is in markings from 1939, the Ju-188 is in markings from around the time of the D-Day landings. Both are painted in the standard Bomber scheme of 70/71 over black but the Ju-188 was over sprayed in RLM 76.

The decals for the Ju-188 came from *Xtradecal X72195 - 70th Anniversary D-Day Pt.4 - Luftflotte 3* and represent JE+HK of 2/KG.6 based in Melsbroek, Belgium. The mismatched wing is obviously from a replacement aircraft, which is a testament to the talents and determination of Luftwaffe ground crews to keep aircraft airworthy, even in this very late period of the war.



The decals for the He-111 represent Heinkel He 111 P-2, 1G+ HL from 3./KG 27 based in East Prussia in September 1939 and come from *Kagero 30 - Luftwaffe's Baptism of Fire Part I*.

The Messerschmitt 163 in the foreground are the Hobbyboss 'easy kit' in 1/72 (kit number:80238) and the 1/32 build is the Meng kit (kit number: QS-001). Both are good kits the build into respectable representations of Messerschmidt's rocket fighter.



The smaller of the two 163s is 'white 13' from 2./JG 400. This is the scheme depicted in the box art of the kit. The Meng kit is a different interpretation of the same scheme. For those that are interested, the circular base is from IKEA. It is called PANNÅ and they are £1.50, they are made of a soft flexible plastic and come in red and blue as well

The Hunting Pembroke C54 is one of my lockdown builds. It is the Special Hobby kit that is challenging. Paints used on this build were Hataka Orange lines. It's the best day-glo orange that I've found.



A build that was on my to-do list for a while was an F-4 Phantom II. This one is the 1/72 Revell F-4F kit. Decals are a mix of Wingman stencils, Haken for the codes and the squadron badges from the Daco Starfighter set.

The aircraft depicted 37+56 of JG-74 from the mid-seventies. It is in the initial Norm 72 scheme comprised of RAL 6014 Gelboliv, RAL 7012 Basaltgrau and RAL 7035 Lichtgrau. These colours are now widely available, this model was painted using Hataka Orange Line paints, available from [PM Models](#).



I think the Revell kit, and the Phantom deserve another outing, in the later Norm 95 camouflage scheme. This of course means that a Phantom build goes straight back onto my to-do list.

One of the keystones of next years display is the Meng Dr.1, which is sat alongside the 1/48 Eduard kit. After building the kit, I can't help but get the feeling that the tooling wasn't quite to the WNW standard. There were some fit issues and the wings were badly warped. The level of detail is outstanding. From all accounts, the 1/24 scale Dr.1 is the better of Meng offering. Don't get me wrong, the 1/32 scale kit is an excellent kit but it needs a bit of work around the join between the fuselage and middle wing.

The Ju-52 D-ABIK 'Manfred Von Richthofen' will also get some TLC so that is ready for the 2022 display. Not many people have spotted that Goering and a piece of his art collection are in the back.



I've been hoping that a member of the SIG would build something from the Luftwaffe's ground forces. I'm pleased to say that the Fallschirmjäger have finally made an appearance on the SIG table courtesy of Graeme Bates and his Bolt Action figures. The Fallschirmjäger were the parachute branch of the Luftwaffe and were under command of Kurt Student.

The German paratroopers carried out large scale airborne operations twice during World War II. The first was in The Netherlands in the spring of 1940, the second in May 1941 in Crete. Further airborne operations are carried out in Leros in 1943 and during the Ardennes offensive in 1944.¹

¹ <https://history.army.mil/books/wwii/104-13/104-13.HTM#Chapter1>
luftwaffesig.uk



German paratroopers making their way across the island of Crete in June 1941 Image credit: Bundesarchiv, Bild 183-L23914 / Weixler, Franz Peter / CC-BY-SA 3.0

By the time Crete was invaded the Fallschirmjäger were regarded as an elite fighting unit due to experience gained in the aforementioned operation in The Netherlands as well as operation in Denmark, Norway, Belgium and Poland.

In Crete, the paratroopers' main objective was the seizure of airfields whereupon further troops could be airlifted in. Operations in Crete became notorious on two counts. The victory was so hard-won that the Germans never mounted a similar large scale airborne assault. Secondly, the war crimes committed by the paratroopers against civilian prisoners led to Kurt Student being convicted on three charges and sentenced to five years imprisonment².

² <https://www.legal-tools.org/doc/c27375/pdf/>
luftwaffesig.uk



Terry from IPMS Cleveland added something that might have been. Perhaps if the German's Ardenne offensive was successful, then the Junker EF-127 Walther 509C1 Motor might have entered service. This is the 1/32 Das Werk kit.





A final two photograph of the SIGs display are from 'the modern end'. The Foug Magister was build by Marcus Camfield.





At the end of an enjoyable weekend, it is time to box up the display and drive back home. As it began then so it ended. I'd like to take this moment to thank all those people who work tirelessly to put on Scale Model World.



OPERATION PEDESTAL

We've had an invite! The SIG has been asked to contribute to a display to Commemorate Operation Pedestal at SMW next year. If any member would like to participate, please drop me a line at luftwaffesig@gmail.com.




HMS NELSON during the air battles on 12 August 1942; Image credit © IWM A 11291

Finding specific aircraft that attacked the convoy have been a bit of a challenge. Any books that I have found simply refer to aircraft types, not specific units. If any member can help out in this respect please do drop me line.

LUFTWAFFE IN THE COMPETITION

A very impressive 1/144 scale Eduard Fw 190D-9 was the first build to catch my eye. A very well executed paint finish was a worthy winner.

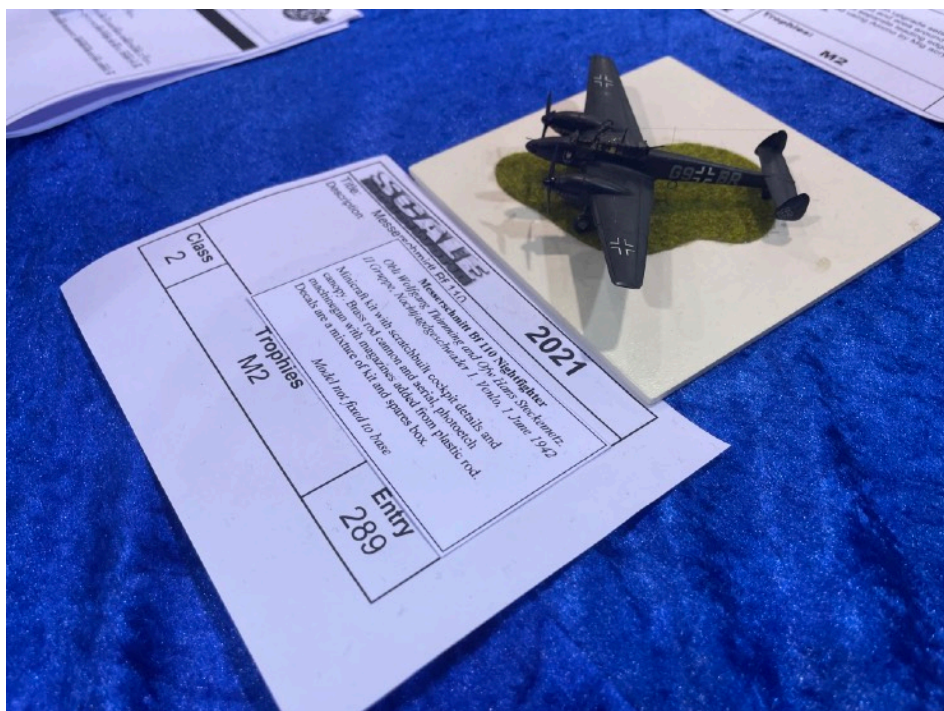




Above: Another Eduard build, in this case a 1/72 Bf 110D built out of the box. I was particularly impressed by the painting and weathering finish on this one.

Below: A Matchbox He 111 in KG 4 markings from Expo Decals.





Above: A Minicraft Bf 110 in 1/144 in the markings of 6./NJG 1 which are featured on the box art.

Below: A nice JG3 Fw 190 below. Class five is for aircraft from 1/143 up to 1/72, which suggests that this is the 1/72 Eduard Kit....I might be wrong.





Above and Below: A nice pair of WW1 subjects. They both had some stunning details highlighted by the photographs that the respective builders had placed next to their builds.





Above: The Messerschmitt-Bölkow-Blohm Bo 105 was my favourite build in the competition. There is something about the camouflage scheme...and seeing them perform at RIAT makes the helicopter a firm favourite and this build captured the aircraft beautifully.

Below: This 109 with a well deserved Gold. The winter white finish was sublime.





Above: An out of the box Henschel Hs-129 B-2. No indication of the manufacturer so I'm going to hazard a guess that its the recently released Zoukei-Mura kit.

Below: I was particularly impressed on the quality of the paint finish on this 262A-1a in the marking of Major Heinz Bär, III./EJG. It is the 1/48 Tamiya kit.





Above: North African markings were rather popular this year. This Bf 110 E-2 Trop is in the markings of 7./ZG 26.


Below: The Tamiya 1/48 Heinkel 219 Uhu.





Above: The Red Baron Eurofighter in 1/48, a build that I plan to add to the SIG display in 2022.

Below: Just like the SIG's display, 109s were popular builds in the competition. This is the Tamiya 1/48 E-3 modified to E-1 standard. Markings are for 2/JG 52.





Above: Another desert scheme. Eduard kits were well represented amongst the Luftwaffe builds in the competition. This Eduard 1/48 G-2 was particularly well executed.

LUFTWAFFE BUILDS ON OTHER TABLES

On the Sunday morning before the doors open to the public I get the chance to take a bit of time to look at other displays and here I present the Luftwaffe subjects that caught my eyes around Hall 1 and 2.

SCHMIDT'S SEASON

One display that is worthy of note is Suchmitt's Season, a collection of 109's build by Nigel Williams. I know that some are not in Luftwaffe markings but I thought it appropriate to show the complete collection.





Above is the Border Models 1/35 scale kit. Below is the 1/24th scale Airfix kit in striking markings.





Above is the Cyberhobby 1/32 kit in striking North African campaign markings.
Below the Revell 1/48 G-10 in Croatian markings.






The amazing Sweet Models 109F in 1/144 above and the AML 109K-4 below.





A&A Models 1/48 T1 *below* and something a little bit different *above*.





Above is the Eduard G-6. Below is the remainder of models that I spotted on various tables around SMW 2022.





































